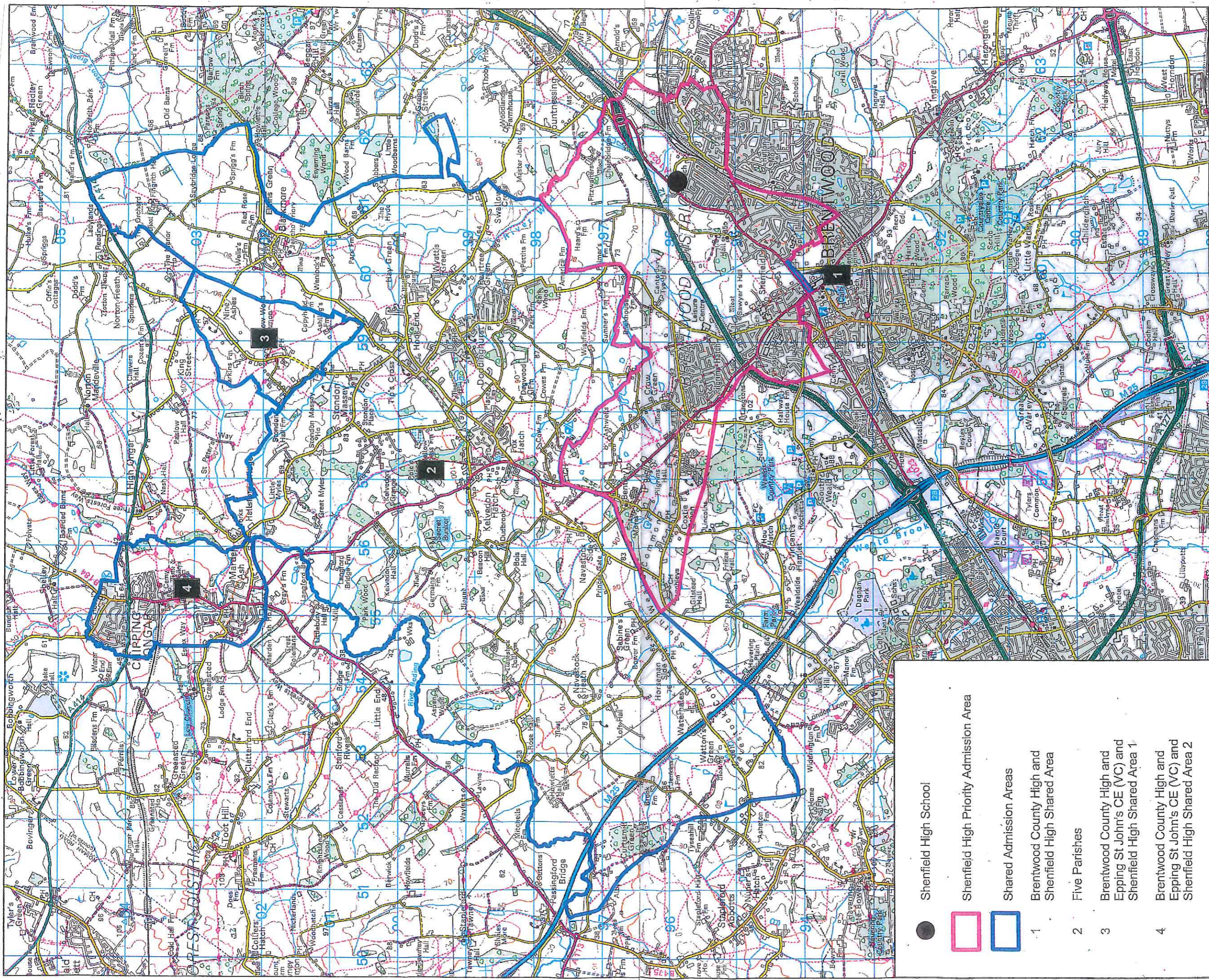
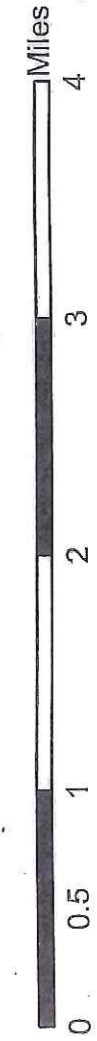


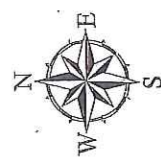
Shenfield High School - 2011/12 Priority Admission Areas (including Shared Areas)



- Shenfield High School
- Shenfield High Priority Admission Area
- Shared Admission Areas
- 1 Brentwood County High and Shenfield High Shared Area
- 2 Five Parishes
- 3 Brentwood County High and Epping St John's CE (VC) and Shenfield High Shared Area 1
- 4 Brentwood County High and Epping St John's CE (VC) and Shenfield High Shared Area 2



Scale: 1:50,000 @ A3



This map is reproduced from Ordnance Survey Material with the permission of Ordnance Survey. Unauthorised reproduction infringes Crown Copyright and may lead to prosecution or civil proceedings. Contains Ordnance Survey data © Crown Copyright and database right; 2010 Contains Royal Mail data © Royal Mail Copyright and database right 2010 Essex County Council: Licence No: 100019602 Schools, Children and Families Directorate - School Organisation and Planning